

Global Excel
=Sum(it)


Global Excel Summit 2025

Conference & Masterclass Packages



Crafted by **DATEL Productions** in collaboration with **Leila Gharani**

What's included

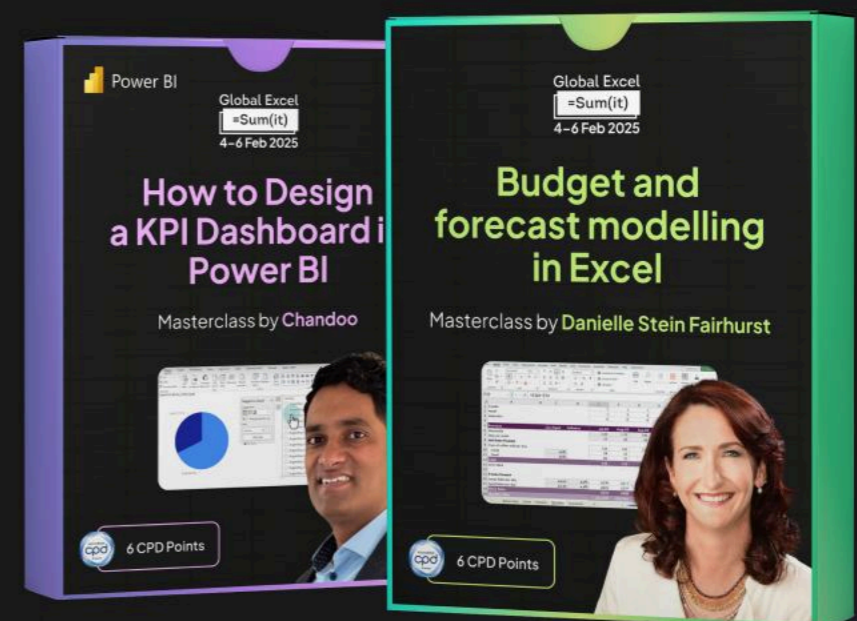


Conference Package

Our 2025 conference recordings package includes access to recordings of all of the Main Stage content from the live event. From Opening Keynotes by Microsoft and Leila Gharani, to exclusive product demonstrations you MUST see, to Tips, Tricks & Strategies you cannot see anywhere else.

Masterclasses Package


2x specially tailored Masterclasses that provide a deep dive into the advanced world of Microsoft Excel. Unlock KPI dashboards using Power BI, budgeting and forecasting functionalities you never knew existed and take your skills to the next level.



 35+ Hours of Expert Footage

 35+ Speakers

 Watch any time, from anywhere

 Access to all speaker files

 CPD accredited content

 Certificate of completion

Tech & Innovation

Discover how AI, Python and the latest new functions are shaping the Excel world and the ways you can take advantage of it. Plus, immerse yourself in thought-provoking panel discussions.

What's new in Excel? New tools, new perspectives, endless possibilities

Discover what's new in Excel, why it matters, and how it can change the way you work.



Leila Gharani

Excel, PowerBI and Fabric: analytics for everyone!

Discover how Excel, Power BI, and Fabric fit together to boost productivity for everyone, regardless of organisation size or skill level.



Chris Webb

Adapt and Excel: Keeping up with Copilot's fast-paced innovations

Explore the capabilities of Copilot in Excel, whether you are a free or Pro user.



David Fortin

Rethinking beginner, intermediate and advanced Excel

This topic pops up frequently, and opinions vary greatly. Find out why one of the biggest Excel stars has changed his mind about it.



Ken Puls



Oz du Soleil

Panel Discussion: Raising spreadsheet standards: How do we avoid the next disaster?

Industry figures discuss why spreadsheet standards across organisations are notoriously poor and how they can be improved.



Kenny Whitelaw-Jones



Israel Ngombo



Ian Pay

Finance & Accounting

Learn the art and craft of budgeting, forecasting, and modelling to build rock-solid financial models in Excel that won't implode.

"Deal or no deal" — Best practice modelling tips

Discover new functions like TRIMRANGE with dynamic arrays, sequential logic with LAMBDA, conditional formatting, and data validation.



Liam Bastick

Keep your model balanced with a reliable cashflow

Learn the 'Twin Towers' approach for reliable cashflows and avoid common errors.



Gary Knott

Creating high-impact financial presentations in Excel and PowerPoint

Create information-rich, visually compelling PowerPoint presentations driven by Excel data.



Danielle Stein
Fairhurst

Establishing a single source of truth with Data Models in Excel

Discover how to use Excel's data modelling capabilities to build a robust and accurate system for financial data.



Carolina Lago

The Swiss-Army knife for finance professionals

Discover the versatility of Excel to solve disparate problems faced by finance professionals as they model company cashflows and valuations.



Ian Schnoor



Rob Langrick

Data Visualisation & Analytics

Showcase your data with flair and flamboyance while hammering home your message effectively, thanks to Excel's and Power BI's bucket load of tools.

Guerrilla data analysis using Microsoft Excel and Power BI together

Explore data deeply to reveal insights, identify trends, and challenge assumptions using Excel and Power BI.



Carlos Barboza

Excel + Python + Copilot: The new trinity of data analysis?

Seamlessly integrate Excel, Python, and Copilot for everyday data analysis tasks and solve complex scenarios.



George Mount

You don't need Power BI to make sexy charts

Unlock the methods to make Excel charts that look even better than Power BI's.



Chandoo

Breaking the spreadsheet mould

Set aside formulas and best practices — think of Excel as Lego. Unleash your creativity as you witness imaginative and unconventional uses.



Richard Sumner

From mockups to masterpiece: Designing Power BI reports that delight stakeholders

Explore the importance of mockup creation in Power BI, capturing stakeholder needs early to align expectations before the final report.



Gustaw Dudek

The Power Stack

Master Power Query, Power Pivot, and Power BI as you discover effective ways to clean, transform, and analyse data.

The power of Power Query in updating reports

Find out how Power Query can be used to automate and optimise your reporting processes.



Maria Braga

Scalable enterprise reporting with Excel & PowerBI

Learn how the ReportStudio add-in can enhance Excel when dealing with very large datasets



Paul Martin

Building custom business apps without coding

Dive into how you can create powerful and functional apps using Power Apps.



April Dunnam

Don't panic! A guide to error handling in Power Query

Tackle Power Query errors head-on by turning frustrating mistakes into learning moments, plus learn about priceless debugging methods.



Melissa de Korte

The magic of the CONCATENATEX function in Power BI

Uncover the power of CONCATENATEX in Power BI to enhance reports with visuals, itemised breakdowns, and simplified calculations.



Chandeeep Chhabra

Formulas & Automation

Complete tasks quicker by constructing more efficient formulas and tapping into Excel's range of automation capabilities.

Achieving the zero-click dream with Office Scripts and Power Automate

Create dynamic workflows with Office Scripts and Power Automate by automating tasks that require no manual intervention.



Mark Proctor

Ditch PivotTables — unlock the power of GROUPBY and PIVOTBY

Transform your reporting with a more flexible alternative to traditional PivotTables that involves just a single formula.



Alan Murray

Writing powerful custom functions with LET and LAMBDA

Learn the basics of LET and LAMBDA to give you a framework for building complex but easy-to-use functions.



Diarmuid Early

Create a wizard using VBA

Discover how to create a wizard using VBA, involving a multi tab userform created from scratch with all the VBA shown.



Bob Umlas

Product Presentations

The latest Excel companion software that transforms your spreadsheet workflows. Meet the industry leaders, suppliers and software creators.

That's great! But can you make it work online?

Explore various ways to securely deliver Excel solutions to the web, and how you can extend those solutions beyond internal users.



Celia Alves,
Sheetcast

3 new financial modelling rules to embrace, break (or ignore!)

Discover how Taglo can help financial modellers create three rules that are tricky to implement in Excel.



Tim Jacks,
Taglo

Cultivating a community of in-house Excel wizards

Learn how the Excel skills gap was closed at Forvis Mazars by promoting foundational skills, self-sufficiency, and gamified learning.



Fay Bordbar,
Forvis Mazars

Empowering organizations to validate and trust their financial models

Learn more about a key issue in financial modelling: the reliance on trust rather than systematic validation of the model.



Col Werner,
Navitas Business Modelling

Panel Discussion: The spreadsheet trap: Why Excel isn't always the answer

Industry figures discuss Excel's drawbacks and how these contribute to inefficiencies, errors, and scalability challenges at organisations.



Brian Egger



Ian Bennett

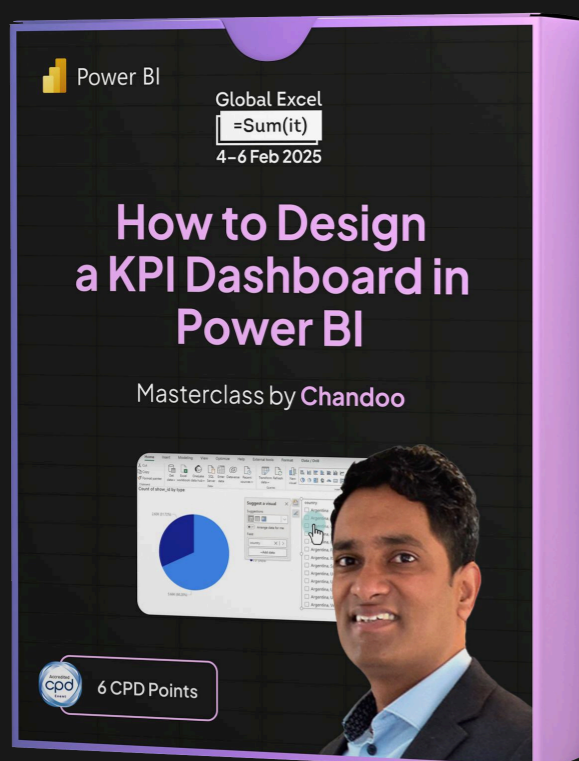


Humberto Ayres Pereira



Rav Marz

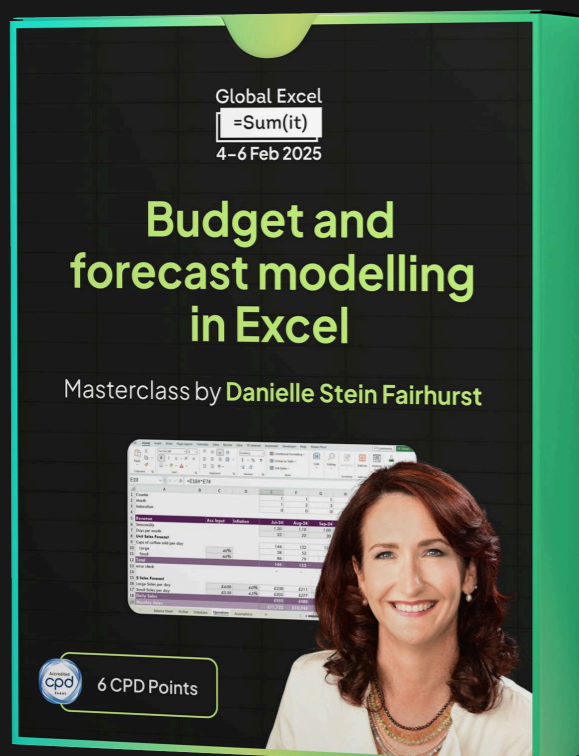
Masterclasses



How to Design a KPI Dashboard in Power BI with Chandoo

Create stunningly beautiful and immensely insightful KPI dashboards using Power BI. Learn how to design the KPIs, wireframe your dashboard and build the DAX in this hands-on Masterclass.

[Learn More](#)



Budget and Forecast Modelling in Excel with Danielle Stein Fairhurst

It's never been more important to build robust, flexible and dynamic budget models to accurately predict business outcomes and handle the volatile economic inputs. Historically, the budget process involves pulling out the financials and rolling them forward, but last year's actuals should not always be an automatic target.

[Learn More](#)

 12+ hours of Masterclass footage

 Access to working files and supporting documentation


 12 CPD hours / points  Certificate of completion

What people are saying

“

I walked in expecting to pick up some Excel tips – but left with so much more...

Meeting some of the biggest names in financial modelling and data analytics, hearing their insights firsthand, and learning modern practices that can elevate the way we build models was truly inspiring.



Eliza Arakelyan, 2025 attendee

Published on **LinkedIn**

“

The event was unforgettable!

The Global Excel Summit 2025 was an exceptional event for anyone passionate about Excel and its evolving ecosystem. It offered a perfect blend of expert-led sessions and high-value networking.

As an Excel pro and financial modeller, I appreciated the depth of topics covered. The event truly lived up to its “Global” name, showcasing the broader landscape of modern Excel and its integration with other powerful tools.



Alberto Cancilini, 2025 attendee

Published on **TrustPilot**

“

Inspiring Event for Excel Enthusiasts!

It was an amazing chance to see what we could do using modern Excel, including learning new tricks shared in the live sessions! Thanks to Elena, Tea, Andrew, and the Global Excel Summit team for a fantastic event!



Gunjan Sharma, 2025 attendee

Published on **TrustPilot**

Replay anything and everything.



Conference only

£195.00

£ 95.00

Including

- ✓ 25+ hours of live event footage
- ✓ 30+ Main Stage sessions
- ✓ Speaker presentation & working files
- ✓ Lifetime access to event content
- ✓ Certificate of completion
- ✓ 27 CPD (Continuing Professional Development) hours/ points
- ✗ 2x Masterclass recordings, working files and supporting documentation



Masterclasses only

£395.00

£ 195.00

Including

- ✓ 12+ hours of Masterclass footage
- ✓ 2x Masterclass recordings, working files and supporting documentation
- ✓ Lifetime access to Masterclass content
- ✓ Certificate of completion
- ✓ 12 CPD (Continuing Professional Development) hours/ points
- ✗ 25+ hours of live event footage



Conference + 2x Masterclasses

£495.00

£ 245.00

Including

- ✓ 35+ hours of event footage
- ✓ 30+ Main Stage sessions
- ✓ Speaker presentation & working files
- ✓ 2x Masterclass recordings, working files and supporting documentation
- ✓ Lifetime access to event content
- ✓ Certificate of completion
- ✓ 39 CPD (Continuing Professional Development) hours/ points

[Get Packages](#)

Global Excel

=Sum(it)

Phone

+ 44(0) 744 744 6470
(Tea Kuseva)

Mailing Address

95 Wilton Road, London SW1V 1BZ, UK

E-mail

info@globalexcelsummit.com

Website

www.globalexcelsummit.com